






















Series **Quietline**

Brand new low-noise axial inline fans, for exhaust or supply ventilation with superior capacity

- Motor type: AC
- Casing material: Plastic
- Timer: Turn off timer



Lineup	Connected air duct size, mm	Rated power, W	Maximum airflow, m ³ /h	Timer
 Quietline 100	100	7.5	100	×
 Quietline 100 Duo	100	7.5	100	×
 Quietline 125	125	13	197	×
 Quietline 125 Duo	125	13	197	×
 Quietline 150	150	22	335	×
 Quietline 150 Duo	150	22	335	×
 Quietline 150 Extra	150	25	375	×

 Quietline-k 100	100	7.5	100	×
 Quietline-k 100 Duo	100	7.5	100	×
 Quietline-k 125	125	13	197	×
 Quietline-k 125 Duo	125	13	197	×
 Quietline-k 150	150	22	335	×
 Quietline-k 150 Duo	150	22	335	×
 Quietline-k 150 Extra	150	25	375	×
 Quietline 100 K	100	7.5	100	×
 Quietline 100 T	100	7.5	100	Turn off timer
 Quietline 100 T Duo	100	7.5	100	Turn off timer
 Quietline 125 T	125	13	197	Turn off timer
 Quietline 125 T Duo	125	13	197	Turn off timer
 Quietline-k 100 T	100	7.5	100	Turn off timer
 Quietline-k 125 T	125	13	197	Turn off timer

 Quietline-k 150 T Duo	150	22	335	Turn off timer
---	-----	----	-----	----------------